LED PANEL LIGHT

295*1195*35mm

140 lm/W

Features:

Super slim and efficient design
high light efficient and energy saving
Special heat treatment & Long life-span
Environmental friendly

WARRANTY 3 YEARS

Certificates

CE SAA APPROVALS CB VEET IPART HEER

SHENZHEN ULLEDLIGHTING PHOTOELECTRICITY CO.,LTD
2110,Building A,Yonghuayuan,No.6 Baotian 2nd Road,Chentian Community,
Xixiang Street,Baoan District,Shenzhen
+86 0755 23305240
+86 137 5111 4206

UL LED LIGHTING PTY LTD
1/21 LINDAWAY PLACE, TULLAMARINE
VICTORIA 3043
+61 418551122

Technical Specification

Item	Lumen	Size (mm)	Lumen Efficiency	Voltage	Beam Angle	PF	CRI	Material	CCT
ULPL30120-22W	3080lm	295x1195x35	140lm/W	AC100-240V 50/60Hz	120°	>0.9	Ra>80	AL+PC	4000/5000/6000K

Application

This product is suitable for office, hall, family, hotel, conference room, factory or office, commercial use, residential or public facilities, school, hospital lights.

LED Panel Features

Super slim and efficient design

Special extruded aluminum with very slim design (35mm thickness),lighting comes all around into light guide panel,more efficient heat dissipation,lowers the light decline efficiently.Ensure the lumen output maintenance factor above 80%,after using 35,000 hours.

High light efficient and energy asving

High brightness SMD LED used as light source,the whole lamp designed with high lighting efficiency over 130lm/W and energy saved up to 70%.

Special heat treatment & Long life-span

New inner high efficient (95%) heat protection system,the constant current driver can work under unstable Voltage.Using top-quality SMD LED and brand external driver,make sure the life-span up to 3 years.

Environmental friendly

Safe and durable,can be cyclic utilization,no such hazard for lead or Mercury enter the environment.

Dimension (Unit:mm)

Notes

1.All dimension units are millimeters
2.All dimension tolerance is±0. 5mm unless otherwise noted

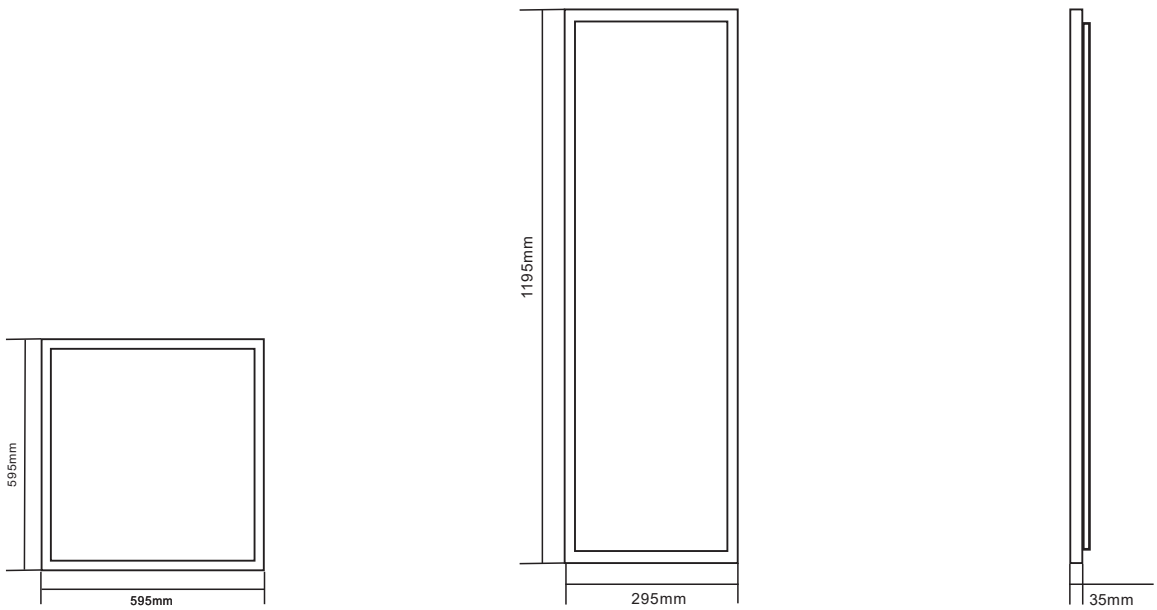

SHENZHEN ULLEDLIGHTING PHOTOELECTRICITY CO.,LTD
2110,Building A,Yonghuayuan,No.6 Baotian 2nd Road,Chentian Community,
Xixiang Street,Baoan District,Shenzhen
+86 0755 23305240
+86 137 5111 4206
UL LED LIGHTING PTY LTD
1/21 LINDAWAY PLACE, TULLAMARINE
VICTORIA 3043
+61 418551122

Safety / Information

1.Please make sure cut off the power before installation.

2.Please take care of water,electric shock and vibration.

3.Please use the panel with standard working voltage,any other voltage is not allowed;

4.Indoor use only;

5.Please read this manual carefully before using.

Packing information

Model NO:	Package	Size (mm)	QTY/PCS	Carton GW (KG)
ULPL30120-22W	Box size	1230*215*315	6	9.4

Installation instruction

1.Imbedding Installation:

Method.1

1.Take all accessories out of the bag,using spring accessories and lug with matched screws.

2.Fix lug with two screws as shown then fix spring accessories with screws in the holes of lug.

3.Assemble the remaining three springs as the same method then insert panel into ceiling.

Finish the installation.

Method.2

1.Cut an open hole on the ceiling where the panel light will be installed.

2.Imbeded the panel light inner the open hole.

3.Connecting the power cable to commercial power.



2.Surface Mounting Installation:

1.Assemble one “frame and two “b” frames with screws,one side isn’t sealed as shown (with the direction of the screw holes up) G

2.Fix the frame assembled in “1" on the ceiling,insert panel along two “b” frames, fix the remaining frame by screws,finish the installation.



2.Suspending Installation:

1.Take all accessories out of the bag,using lug with matched screews together.

2.Screw off the bolt of the hanging rope.

3.Fix lug with two screws as shown then hang buckle buckled into the holes of lug (as the location figure out by red circle).

4.When four hanging buckles are buttoned,adjusting the hanging rope, making the panel lights in a Harizontal state.

5.Fix hanging rope with matched bolt in “1" to the ceiling,finish the installation.